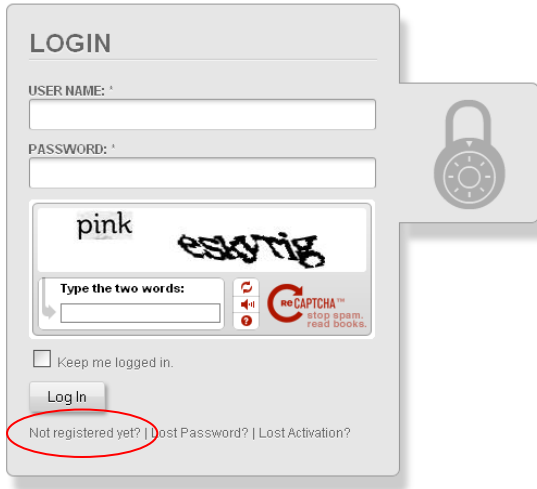


Account Setup

You can access Web Reporting by going to www.cssreporting.com.

Registration

At cssreporting.com you will see:



LOGIN

USER NAME: *

PASSWORD: *

Type the two words: pink esotig

reCAPTCHA™ stop spam, read books.

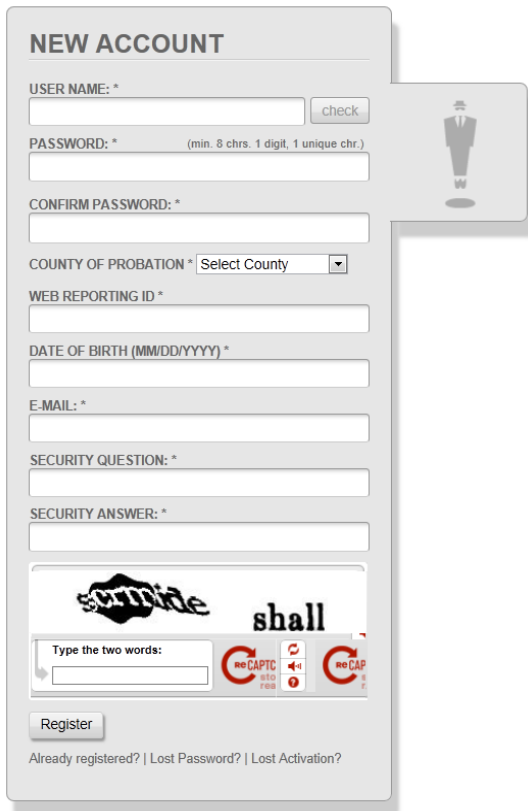
Keep me logged in.

Log In

Not registered yet? | Lost Password? | Lost Activation?

Click on 'Not registered yet?'

You will then see:



NEW ACCOUNT

USER NAME: * check

PASSWORD: * (min. 8 chrs. 1 digit, 1 unique chr.)

CONFIRM PASSWORD: *

COUNTY OF PROBATION *

WEB REPORTING ID *

DATE OF BIRTH (MM/DD/YYYY) *

E-MAIL: *

SECURITY QUESTION: *

SECURITY ANSWER: *

Type the two words: scuride shall

reCAPTCHA™ stop spam, read books.


Register

Already registered? | Lost Password? | Lost Activation?

To complete registration, you will need the **WEB REPORTING ID** provided by your probation officer. Along with the ID, your date of birth and email address must match our records.

You will then make up your own User Name, Password, and security question.

Upon successful registration, you will see a banner at the top informing them a confirmation email was sent.

A gray registration form titled "NEW ACCOUNT" in bold black text. Below the title, there are two input fields. The first is labeled "USER NAME: *" and contains a white text box. The second is labeled "PASSWORD: *" and contains a white text box with a small eye icon to its right, indicating a password field. To the right of the form, there is a small icon of a person in a suit.

The email will be from 'Account Confirmation' and subject 'Account Confirmation' with a link to complete registration.

After clicking on the link it will prompt a success message and the user will be able to log in.

